


GTRT1

~ ENGINEERED IN GERMANY ~

Regional Trailer



Optimal footprint and even wear

Outstanding tyre mechanics optimization design and comprehensive optimization of tyre structure give GREENTRAC excellent tyre footprint which ensures even tread wear and longer mileage.

Ultra-wide driving surface







Ultra-wide driving surface, upgraded by 10%, ensures stable driving and super strong gripping ability.



Super wide tyre shoulders

Super wide tyre shoulders avoid irregular tread wear and make the mileage much longer.

SIZE

	PR/LR	LOAD INDEX / SPEED CODE	STANDARD RIM	OVERALL DIA (mm/inch)	SECTION WIDTH (mm/inch)	LOAD	PRESSURE (kpa/psi)	O.T.D (mm/32nds)	TT/TL
	18 / J	143/141 J	7.50	867 / 34.1	262 / 10.3	2725/2575	850 / 123	15 / 18.9	TL
	18 / J	156 J	12.25	919 / 36.2	386 / 15.2	4000	900 / 130	16 / 20.2	TL
	20 / L	160 K	12.25	996 / 39.2	386 / 15.2	4500	900 / 130	16 / 20.2	TL
	20 / L	164 K	11.75	1072 / 42.2	389 / 15.3	5000	900 / 130	15 / 18.9	TL
	20 / L	160 J	14.00	931 / 36.7	438 / 17.2	4500	900 / 130	14 / 17.6	TL
	20 / L	160 J	15.00	893 / 35.2	442 / 17.4	4500	900 / 130	14 / 17.6	TL